







Außentüren – Schließzapfen

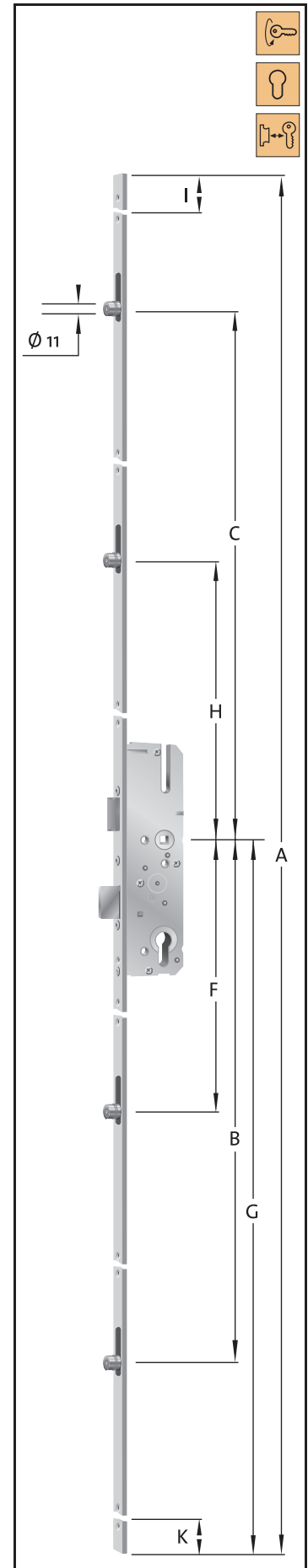
AS 8250

Mehrfachverriegelung mit Hauptschloss und 4 verstellbaren Schließzapfen
25 und 30 mm Dorn = AS 9800

| Art. Nr. | Stulp | Maße |
|----------------|---|-------------------|
| AS 8250 F 16 |  | 16 x 3 mm |
| AS 8250 F 20 | | 16 x 3 mm |
| AS 8250 P 6/24 |  | 6 x 24 x 6 x 2 mm |

| Entfernung | Dornmaß in mm | | | | | | | | | | | | |
|--|---------------|---|---|----|----|----|----|---|---|---|---|---|---|
|  92 | - | - | - | 35 | 40 | 45 | 50 | - | - | - | - | - | - |
|  | - | - | - | 20 | 20 | 20 | 20 | - | - | - | - | - | - |
|  | 8 mm, 10 mm | | | | | | | | | | | | |

| Varianten in mm | | | | | | | | | | |
|---|--------|------|-----|-----|-----|------|-----|-----|-----|--|
|  | | A | B | C | F | G | H | I | K | |
| 92 mm | Stand. | 2170 | 823 | 810 | 410 | 1020 | 260 | 260 | 137 | |



1

2

3

4

5

6

7

8